



220 DVOR Doppler VOR

One Cabinet System

The state-of-the-art system features a single cabinet with dual transmitter, dual monitor and dual power supply.

Graphic LCD

Without a PC, users can directly monitor and control equipment using a control and status panel (CSP) locally and a remote control monitor unit (RCMU) remotely. CSP is composed of 240*64 mono-graphic LCD, 12 LED indicators, 7 input keys, and 1 warning sound generation speaker. RCMU is connected to the equipment, and the menu configuration shown on the graphic LCD screen is the same with CSP, the system monitoring and controlling function can be executed at a distance.

Compact Modular & Cost Effective Design

220 Doppler VOR is technically advanced, cost effective, easily handled by users thanks to its effective size, weight and cabling easiness. Hot-swappable units with plug-in capability. 220 Doppler VOR is a completely modular dual system with built-in-test equipment (BITE) on all line replaceable units (LRUs). LRUs are hot-swappable and a simple plug-in type without system power off.

Powerful GUI

Main window on the equipment shows the total status of an actual system configuration, so user can monitor the entire system at a glance. A unit turns red and alarmed, then user just click the red colored indicator and take an action to cure that problem.

Easy Collocation with DME or TACAN

Designed to be fully capable of interfacing with DME, TACAN to create VOR/DME, VORTAC configuration with minimum effort and without any loss of functions or features.



- 220 DVOR**
- 310/320 DME
- 520 LOC
- 540 GP
- 550 MKR
- 560 FFM

**Complying
ICAO Annex 10
Requirements**



MOPIENS
Right on Technology

MOPIENS, Inc.
2F, Segi Bldg., 111 Ogeum-Ro,
Songpa-Gu, Seoul 05548, Korea
Tel: +82-2-3433-8388
Fax: +82-2-421-8388
e-mail: business@mopiens.com
www.mopiens.com



220 DVOR

310/320 DME

520 LOC

540 GP

550 MKR

560 FFM

**Complying
ICAO Annex 10
Requirements**

310/320 DME

High Reliability

The MOPIENS 310/320 DME is designed for the highest level of signal accuracy and stability. The system is the most advanced DME in the market and meets or exceeds the requirements of ICAO Annex 10.

Outstanding Efficiency

The MOPIENS 310/320 DME gives enhanced performance and cost effective solutions as well as simplified maintenance and lower life cycle costs.

Flexibility

Single and Dual equipment is available. The MOPIENS 310/320 DME satisfies the conditions of clients, anywhere and anytime.

Seamless Systems

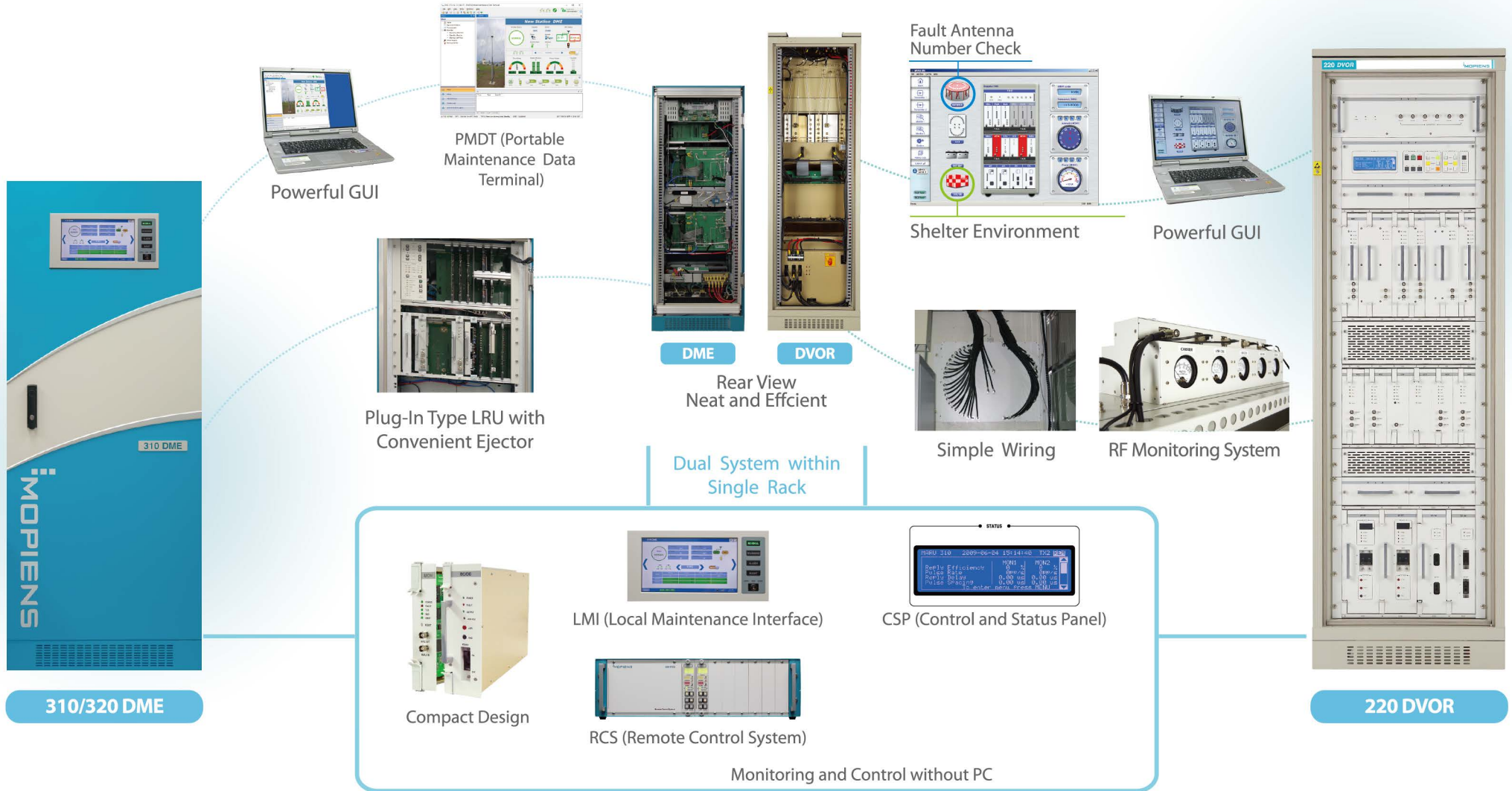
The MOPIENS 310/320 DME is advanced modular construction by hot-swappable units with plug-in capability. The MOPIENS DME can make the seamless system to remain under operation while a module is being replaced.

Easy Collocation with Other Equipment

The MOPIENS DME provides fully capable of interfacing with any MLS, ILS, CVOR or DVOR configuration with minimum effort and without loss of function or feature.



MOPIENS, Inc.
2F, Segi Bldg., 111 Ogeum-Ro,
Songpa-Gu, Seoul 05548, Korea
Tel: +82-2-3433-8388
Fax: +82-2-421-8388
e-mail: business@mopiens.com
www.mopiens.com



KS Q ISO 9001



KAB-QC-26



CE06780

Complying ICAO Annex 10 Requirements

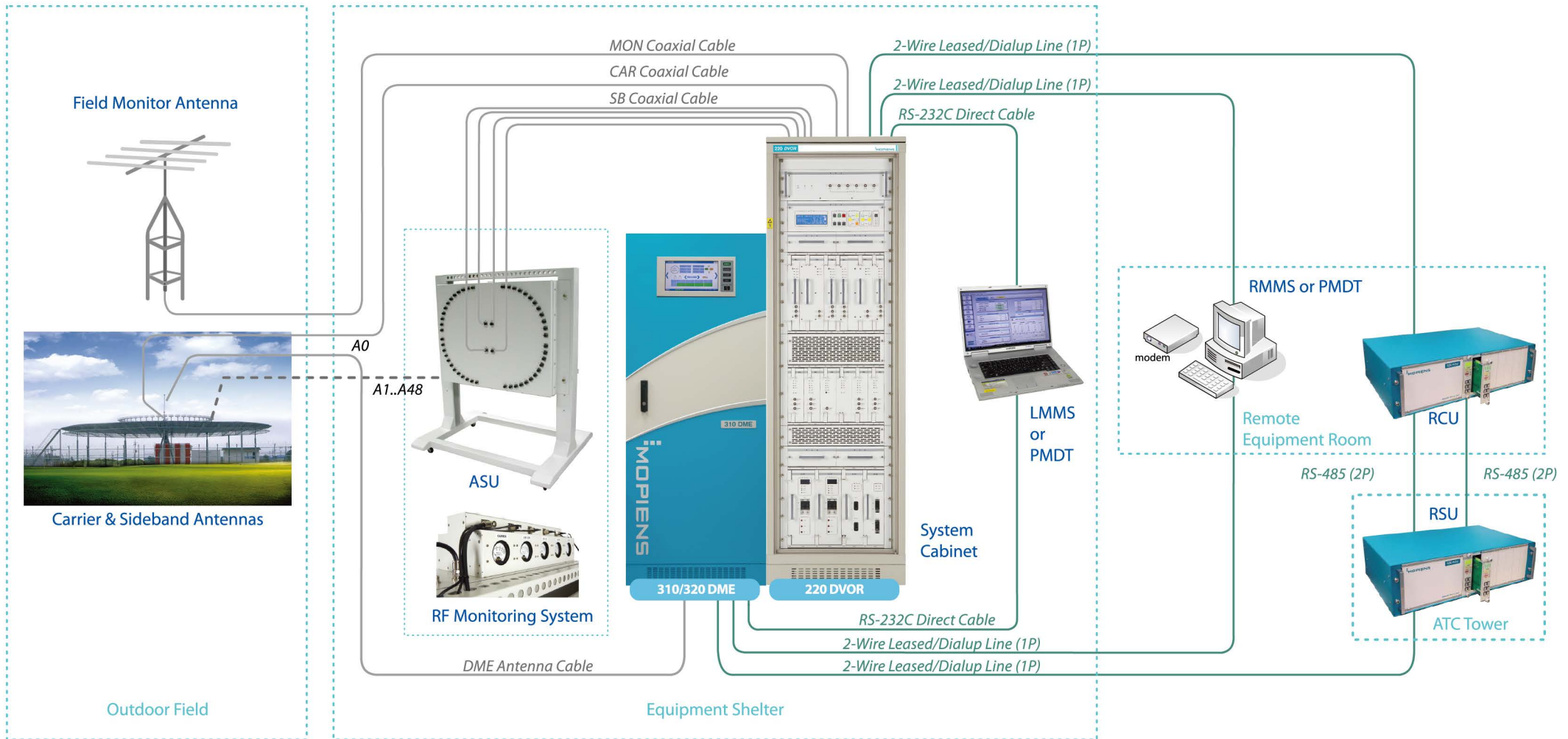


MOPIENS, Inc.

2F, Segi Bldg., 111 Ogeum-Ro, Songpa-Gu, Seoul 05548, Korea

Tel: +82-2-3433-8388 Fax: +82-2-421-8388

e-mail: business@mopiens.com www.mopiens.com



Complying ICAO Annex 10 Requirements



520 LOC LOCALIZER

Exceeds ICAO Requirements

The MOPIENS 520 LOC is designed and manufactured to meet or exceed the requirements of International Civil Aviation Organization (ICAO) as described in the Annex 10, Volume I and support CAT I, II and III ILS operations.

Robust Performance and Highly reliable

The MOPIENS 520 LOC provides both robust performance and stability with its advanced solid-state modular design and redundant dual equipment configuration. The system is designed for continuous and uninterrupted operation and utilizes a dual equipment configuration for high reliability and availability.

Simplicity of Maintenance

The MOPIENS 520 LOC provides intuitive GUI-based comprehensive Portable Maintenance Data Terminal (PMDT), user friendly Remote Control Unit (RCU), Remote Status Unit (RSU), Self-Diagnostics and Built-in Test features for easy operation and maintenance. The system is designed in common module concept for low maintenance cost.



- 220 DVOR
- 310/320 DME
- 520 LOC**
- 540 GP
- 550 MKR
- 560 FFM



**Complying
ICAO Annex 10
Requirements**



MOPIENS
Right on Technology

MOPIENS, Inc.
2F, Segi Bldg., 111 Ogeum-Ro,
Songpa-Gu, Seoul 05548, Korea
Tel: +82-2-3433-8388
Fax: +82-2-421-8388
e-mail: business@mopiens.com
www.mopiens.com



540 GP GLIDE PATH

Meets Standard Performance

The MOPIENS 540 GP is designed and manufactured to meet or exceed the requirements of International Civil Aviation Organization (ICAO) as described in the Annex 10, Volume I and support CAT I, II and III ILS operations.

Provide Dependable Solution

The MOPIENS 540 GP provides both robust performance and stability with its advanced solid-state modular design and redundant dual equipment configuration. Extensive BITE (Built-In Self Test Equipment) is available throughout the equipment, and a maintenance computer permits monitoring and adjustment of the equipment.

Easy to Operate and Maintain

The MOPIENS 540 GP provides intuitive GUI-based comprehensive Portable Maintenance Data Terminal (PMDT), user friendly Remote Control Unit (RCU), Remote Status Unit (RSU), Self-Diagnostics and Built-in Test features for easy operation and maintenance. The system is designed in common module concept for low maintenance cost.



- 220 DVOR
- 310/320 DME
- 520 LOC
- 540 GP**
- 550 MKR
- 560 FFM

**Complying
ICAO Annex 10
Requirements**



Wide Range of Configurations

The MOPIENS 540 GP offers Single and Dual equipment configurations with Single-frequency or Dual-frequency operation. The system offers flexible antenna configurations to meet any local site conditions and extremely compatible with any types of antenna including previous antenna systems.



MOPIENS, Inc.
2F, Segi Bldg., 111 Ogeum-Ro,
Songpa-Gu, Seoul 05548, Korea
Tel: +82-2-3433-8388
Fax: +82-2-421-8388
e-mail: business@mopiens.com
www.mopiens.com

550 MKR MARKER BEACON



Meets Standard Performance

The MOPIENS 550 MKR is designed in compliance with ICAO Annex 10, Volume I standards and support CAT I, II and III ILS operations.

Highly Reliability

The MOPIENS 550 MKR provides both robust performance and stability with its advanced solid-state modular design and redundant dual equipment configuration. The system sets new industry performance standard for reliability and signal integrity.

Easy to Operate and Maintain

The MOPIENS 550 MKR provides intuitive GUI-based comprehensive Portable Maintenance Data Terminal (PMDT), user friendly Remote Control Unit (RCU), Remote Status Unit (RSU), Self-Diagnostics and Built-in Test features for easy operation and maintenance.

Flexible System Configuration

The MOPIENS 550 MKR offers Single and Dual equipment configurations with Single-frequency or Dual-frequency operation. The system is available in a wide range of configurations and designed to be cost effective, easy to install and operate and above all, reliable.




- 220 DVOR
- 310/320 DME
- 520 LOC
- 540 GP
- 550 MKR**
- 560 FFM

**Complying
ICAO Annex 10
Requirements**



MOPIENS, Inc.
2F, Segi Bldg., 111 Ogeum-Ro,
Songpa-Gu, Seoul 05548, Korea
Tel: +82-2-3433-8388
Fax: +82-2-421-8388
e-mail: business@mopiens.com
www.mopiens.com





560 FFM FAR FIELD MONITOR



- 220 DVOR
- 310/320 DME
- 520 LOC
- 540 GP
- 550 MKR
- 560 FFM**

**Complying
ICAO Annex 10
Requirements**

Meets Standard Performance

The MOPIENS 560 FFM is designed in compliance with ICAO Annex 10, Volume I standards and support CAT I, II and III ILS operations.

Highly Reliability

The MOPIENS 560 FFM provides both robust performance and stability with its advanced solid-state modular design and redundant dual equipment configuration. The system sets new industry performance standard for reliability and signal integrity.

Easy to Operate and Maintain

The MOPIENS 560 FFM provides intuitive GUI-based comprehensive Portable Maintenance Data Terminal (PMDT), user friendly Remote Control Unit (RCU), Remote Status Unit (RSU), Self-Diagnostics and Built-in Test features for easy operation and maintenance.

Flexible System Configuration

The MOPIENS 560 FFM offers Single and Dual equipment configurations with Single-frequency or Dual-frequency operation. The system is available in a wide range of configurations and designed to be cost effective, easy to install and operate and above all, reliable.



MOPIENS, Inc.
 2F, Segi Bldg., 111 Ogeum-Ro,
 Songpa-Gu, Seoul 05548, Korea
 Tel: +82-2-3433-8388
 Fax: +82-2-421-8388
 e-mail: business@mopiens.com
www.mopiens.com